

# Alberta highlights

## Overview

Updated on Labour Force Survey (LFS) release day, the Alberta highlights provides a current overview of Alberta's labour market. It includes information and trends about employment, unemployment, industries, occupations, and demographic groups with an Alberta focus.

The Alberta highlights is your starting point for all official government reporting, key messages and briefings. There are multiple statistics for each of these measures and starting with the Alberta highlights ensures uniform reporting.

## January 2026

### Monthly indicators

Updated on: March 6, 2026

#### Unemployment

[View](#)

Unemployment rate

**6.4%**

▼ 0.3 p.p. from previous month

▼ 0.4 p.p. from previous year

Unemployment

**182,300**

▼ 7,100 from previous month

▼ 3,400 from previous year

Feedback

#### Employment

[View](#)

Employment rate

**64.5%**

▲ 0.3 p.p. from previous month

▲ 0.4 p.p. from previous year

Employment

**2,651,000**

▲ 20,300 from previous month

▲ 86,400 from previous year

## Labour force

[View](#)

Participation rate

**69.0%**

▲ 0.2 p.p. from previous month

▲ 0.3 p.p. from previous year

Labour force

**2,833,300**

▲ 13,300 from previous month

▲ 83,000 from previous year

## Average wage

[View](#)

Hourly

**\$37.84**

▲ \$0.19 from previous month

▲ \$1.15 from previous year

Weekly

**\$1,419.21**

▲ \$5.43 from previous month

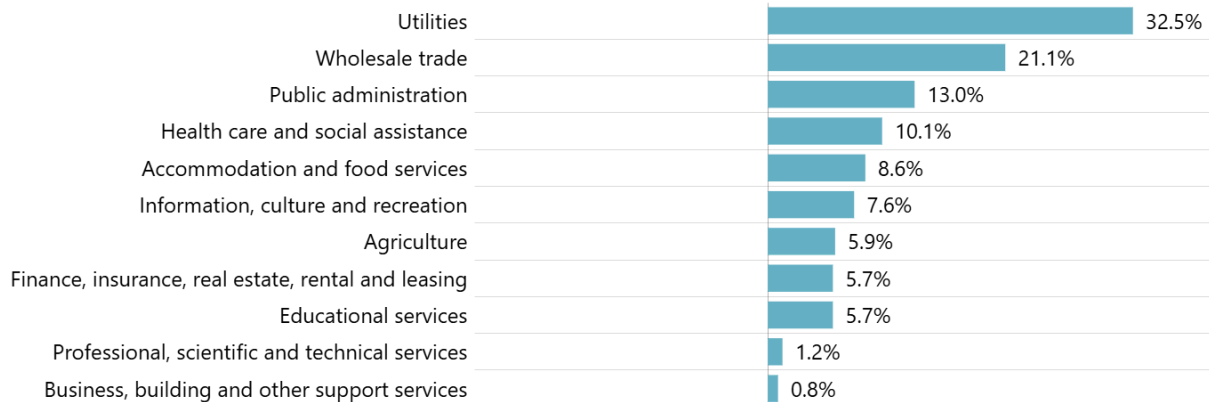
▲ \$41.31 from previous year

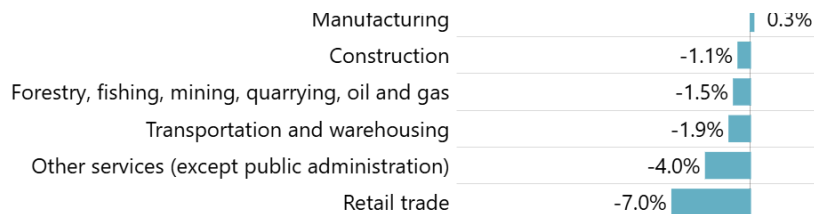
Feedback

## Industry categories

[View](#)

Employment per cent change from January 2025 to January 2026

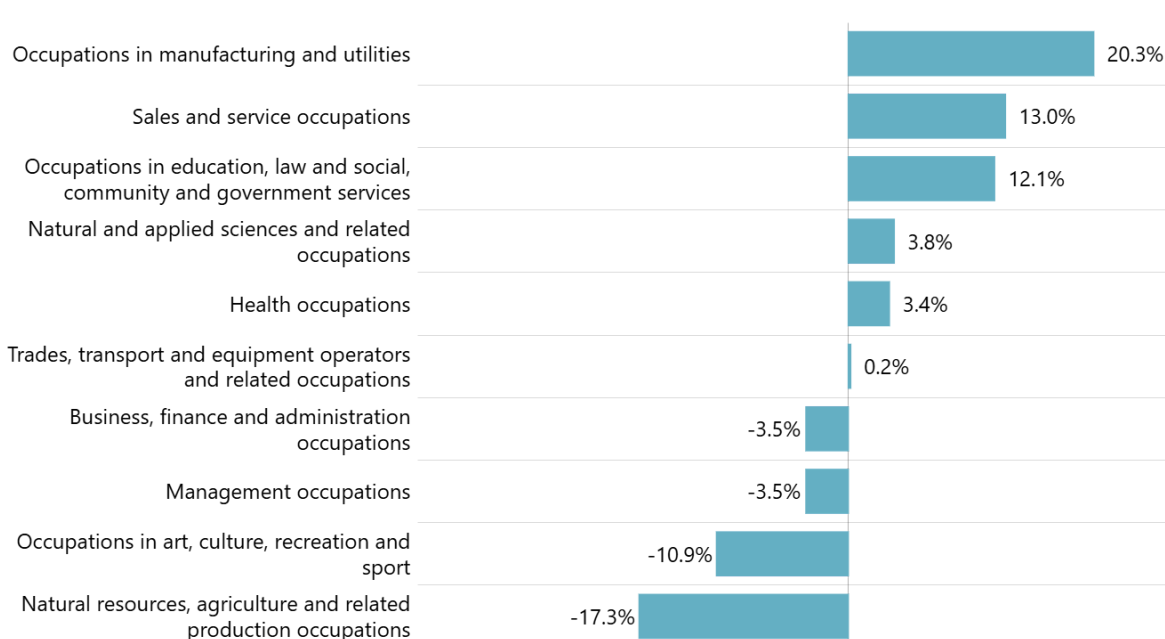




## Occupation categories

[View](#)

Employment per cent change from January 2025 to January 2026



Feedback

## Discover more

### [Hiring highlights](#)

View hiring demand in Alberta, including key indicators on job vacancies and job postings. Dive deeper into trends over time, provincial and regional comparisons, top occupations, industries and skills.

**Source:** Data on this page is sourced from Statistics Canada, *Labour Force Survey Estimates*.

- Unemployment, employment and labour force are based on [Table 14-10-0287-01](#) (seasonally adjusted) and average wage data is based on [Table 14-10-0426-01](#) (unadjusted for seasonality).
- Employment by industry categories is based on [Table 14-10-0355-01](#) (seasonally adjusted) and employment by occupation categories is based on [Table 14-10-0421-01](#) (unadjusted for seasonality).

