

# Labour Force Statistics

## September 2025

### ALBERTA LABOUR MARKET INDICATORS

	September 2025	Change from Previous Month	Change from Previous Year	Year-to-Date Change
<b>Employment</b>	2,605,600	+42,500	+95,500	+32,900
Full Time Employment	2,138,200	+18,800	+81,400	+17,800
Part Time Employment	467,300	+23,500	+14,000	+15,000
<b>Unemployment Rate (UR)</b>	7.8%	-0.6*	+0.2*	+1.1*
Edmonton UR Three-Month Moving Average	8.7%	+0.2*	-0.2*	+1.2*
Calgary UR Three-Month Moving Average	8.1%	+0.4*	+0.6*	0.0*
<b>Labour Force</b>	2,825,200	+26,700	+109,000	+66,700
<b>Unemployment</b>	219,600	-15,800	+13,400	+33,800
<b>Participation Rate</b>	69.3%	+0.5*	+0.6*	+0.2*
<b>Average Weekly Wage</b>	\$1,433.62	+0.2%	+3.1%	+4.2%

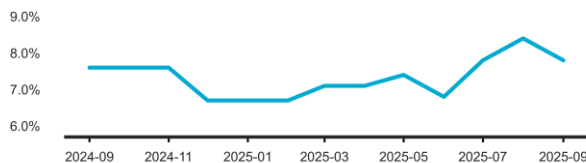
Source: Statistics Canada Labour Force Survey.

\* Change in percentage points.

### Alberta Highlights

- Alberta's seasonally adjusted unemployment rate was 7.8 per cent in September 2025, down 0.6 percentage points from the previous month and up 0.2 percentage points from the same month last year (Chart 1).

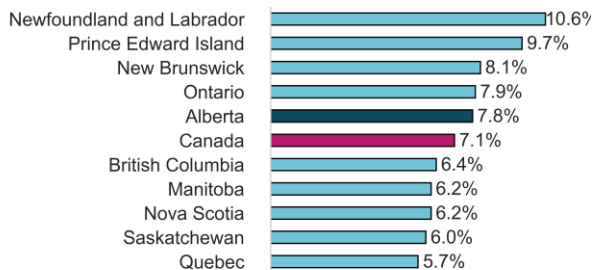
Chart 1 Alberta Unemployment Rate



Source: Statistics Canada, Labour Force Survey.

- Alberta's unemployment rate was the fifth highest in Canada. The national unemployment rate at 7.1 per cent was unchanged compared to the previous month (Chart 2).

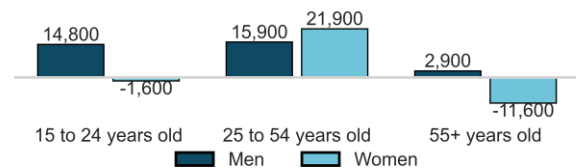
Chart 2 Unemployment Rates by Province



Source: Statistics Canada, Labour Force Survey.

- In September 2025, the labour force increased by 26,700 to 2,825,200. The number of labour force participants increased among 15 to 24 year olds (+4,900) and 25 to 54 year olds (+38,700) and decreased for people aged 55 years and over (-16,900).
- Month-over-month, employment increased by 42,500. Employment grew for 15 to 24 year olds and 25 to 54 year olds and fell among people aged 55 years and over.

Chart 3 Monthly Change in Employment by Age and Gender



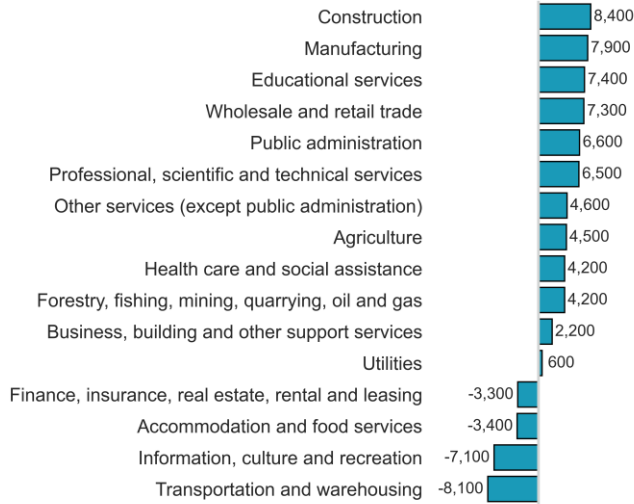
Source: Statistics Canada, Labour Force Survey.

- Month-over-month, employment increased in the public sector (+7,800), in the private sector (+24,800), and among the self-employed (+9,800). On a year-over-year basis, private sector employment grew by 28,300 and public sector employment increased by 51,600.
- Compared to the previous month, the seasonally adjusted three-month moving average for employment fell by 800 in Edmonton and was unchanged in Calgary. It grew by 4,600 in the rest of Alberta.

For additional information about Alberta's Labour Force Statistics, visit: <https://www.alberta.ca/labour-market-highlights>

- In September 2025, employment rose in 12 out of 16 industries compared to the previous month. The industries with the most employment gains were: construction; manufacturing; and educational services (Chart 4).

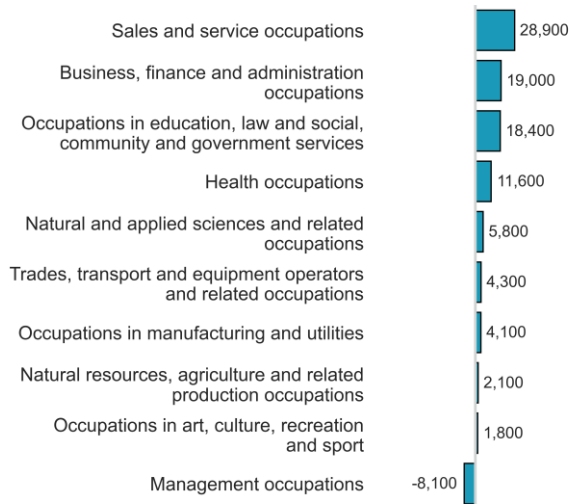
Chart 4 Monthly Employment Growth By Industry



Source: Statistics Canada, Labour Force Survey.

- On a year-over-year basis, employment increased the most in: sales and service occupations; business, finance and administration occupations; and occupations in education, law and social, community and government services (Chart 5).

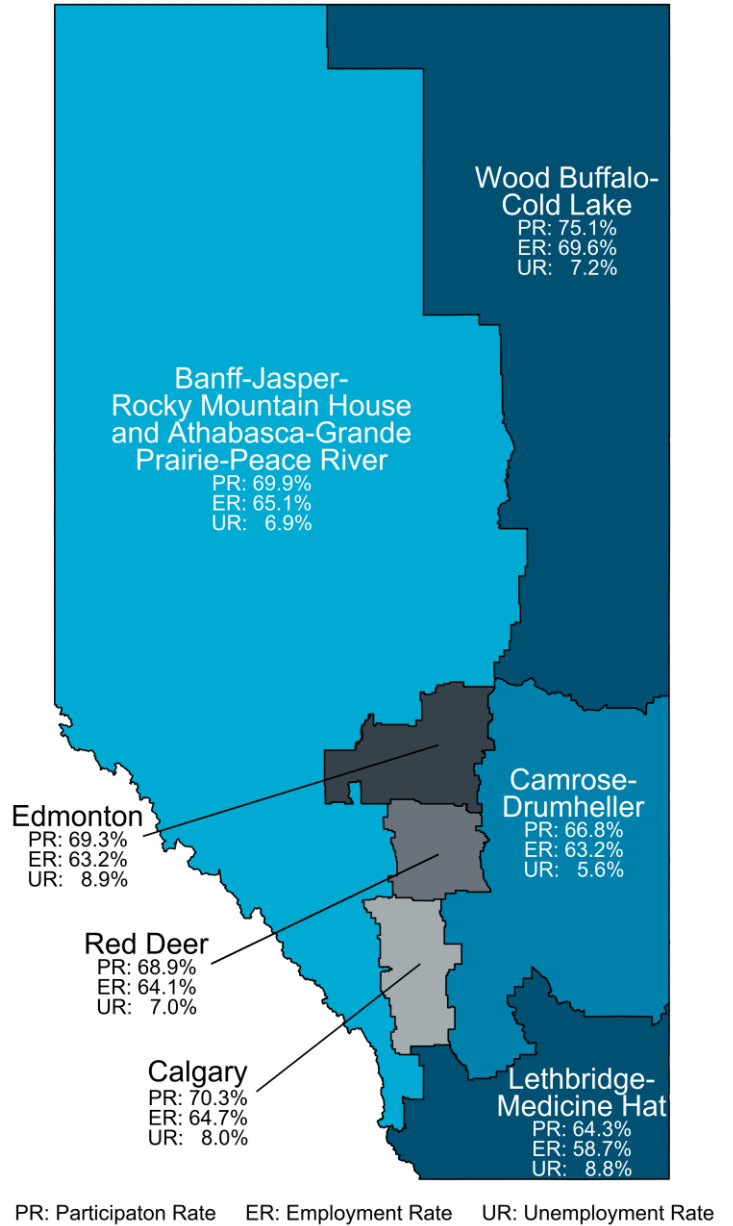
Chart 5 Year-over-Year Employment Growth By Occupation - Seasonally Unadjusted



Source: Statistics Canada, Labour Force Survey.

- By economic regions, the seasonally unadjusted three-month moving average unemployment rate was lowest in Camrose-Drumheller (5.6 per cent) and highest in Edmonton (8.9 per cent) (Figure 1).

Figure 1 Alberta Labour Force Statistics by Economic Region Seasonally Unadjusted - Three-Month Moving Average



Source: Statistics Canada, Labour Force Survey.

For additional information about Alberta's Labour Force Statistics, visit: <https://www.alberta.ca/labour-market-highlights>